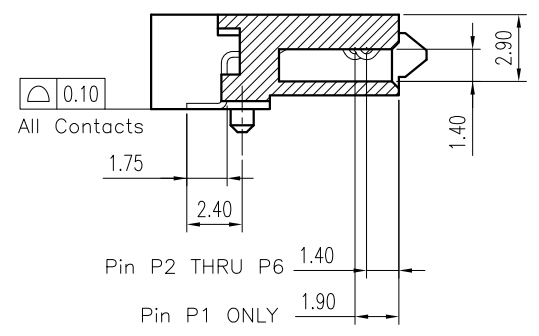
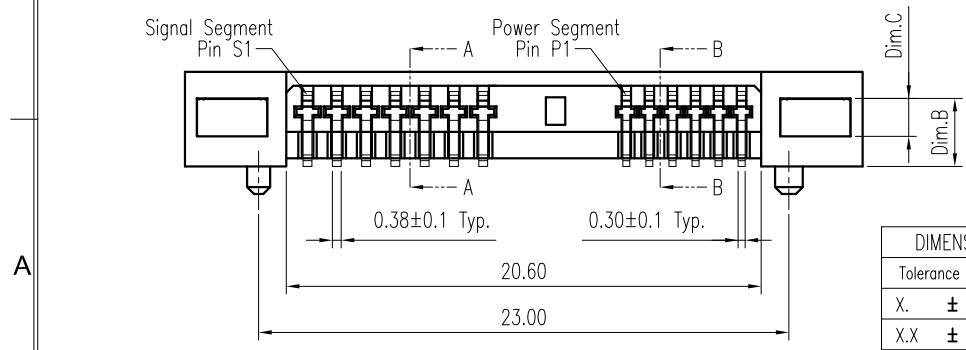


Section A-A



Section B-B

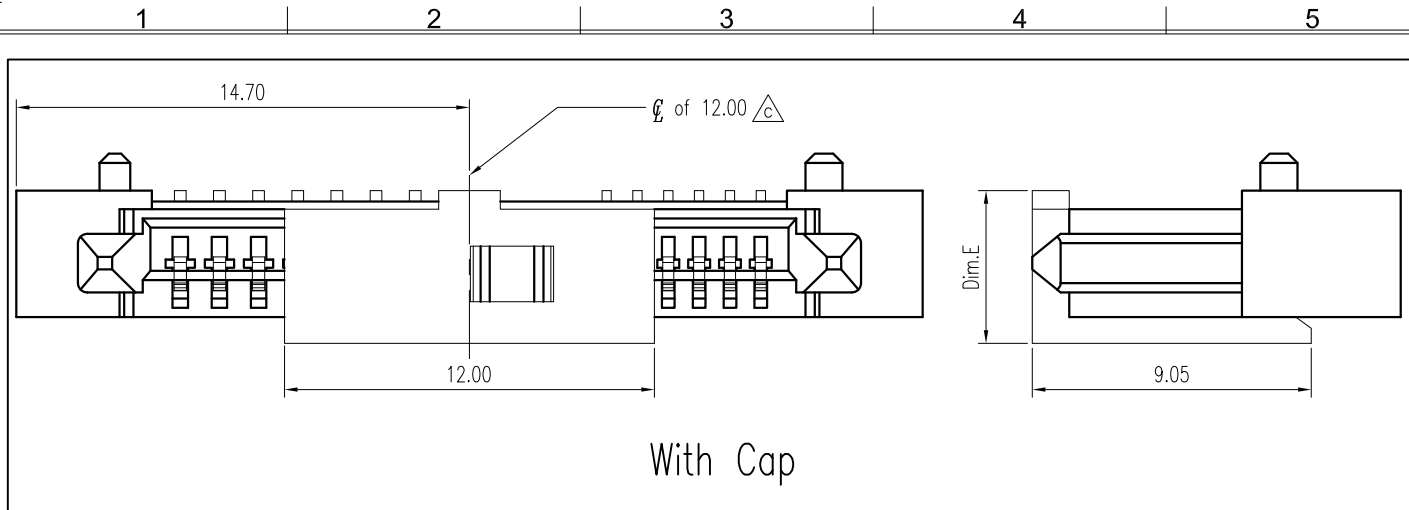


REV.	DESCRIPTION	ECN NO.	DATE	DRAWER
C	Add Type \triangle x 0	EC0902055	02/20/2009	Alan
D	Add Type \triangle x 0	EC0911018	11/06/2009	Alan
E	Add Type \triangle x 0	EC1008007	08/06/2010	Alan

DIMENSION IN mm [inch]	
Tolerance unless otherwise specified	
X. ±	X.* ± 10'
X.X ± 0.38	X.X* ± 5'
X.XX ± 0.25	X.XX* ± 2'
X.XXX ± 0.13	X.XXX* ±

CEN 欣訊科技股份有限公司
CEN LINK CO., LTD.
 CUSTOMER DRAWING

Title	SLIMLINE SATA RECPACTLE BOTTOM MOUNT WITH NUT(SMT)	
Dwg No.	TBNO-01122-X0XX	
File No.	PO7016	Scale: 3 : 1
Approver:	Checker:	Size: A 4
Drawer: Alan	08/06/2010	Rev : E
		Sheet: 1 / 2



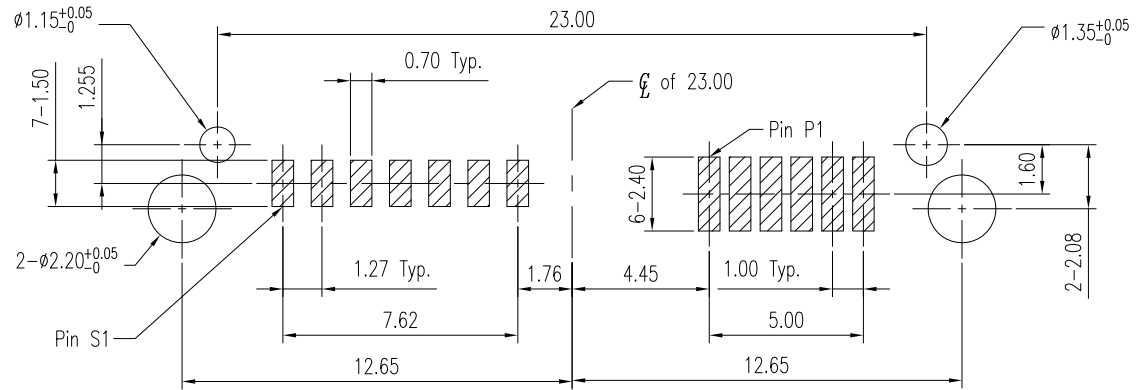
REV.	DESCRIPTION	ECN NO.	DATE	DRAWER
C	Add Type \triangle_C x 5	EC0902055	02/20/2009	Alan
D	Add Plating Option \triangle_D x 1	EC0911018	11/06/2009	Alan
E	Add Type \triangle_E x 1	EC1008007	08/06/2010	Alan

Part No.	Dim.	Dim.A	Dim.B	Dim.C	Dim.D	Dim.E
TBNO-01122-10XX		1.85	2.45	1.25	3.6	4.45
* TBNO-01122-20XX		2.35	2.95	1.65	4.1	4.95
* TBNO-01122-30XX		2.85	3.35	1.65	4.6	5.45
\triangle_C * TBNO-01122-40XX		3.40	3.50	1.65	5.15	6.00
TBNO-01122-50XX		3.85	3.20	1.65	5.6	6.45
* TBNO-01122-60XX		4.35	3.15	1.65	6.1	6.95
\triangle_E * TBNO-01122-70XX		4.85	3.50	1.65	6.6	7.45
TBNO-01122-80XX		5.35	3.20	1.65	7.1	7.95
TBNO-01122-90XX		5.85	3.20	1.65	7.6	8.45
TBNO-01122-A0XX		8.25	3.20	1.65	10.0	10.85

Notes:

- Material :
Housing : Thermoplastic UL 94V-0, Black
Terminal : Copper Alloy
Nut : Brass
- Finish :
Terminal : Selected Gold on Contact Area, Gold Flash or 100u" Tin on Solder Tails, Both over 40u" Min. Ni Under-plated Overall
Nut : 40u" Ni Overall
- Order Information :
TBNO-01122-X 0 X X
Type
1 : Dim.A = 1.85mm
2 : Dim.A = 8.25mm
A : Dim.A = 8.25mm
Plating \triangle_D
2 : 2u" Min. Gold on Contact Area G/F on Solder Tails
3 : 5u" Min. Gold on Contact Area G/F on Solder Tails
4 : 10u" Min. Gold on Contact Area G/F on Solder Tails
5 : 15u" Min. Gold on Contact Area G/F on Solder Tails
6 : 20u" Min. Gold on Contact Area G/F on Solder Tails
B : 2u" Min. Gold on Contact Area 100u" Tin on Solder Tails
C : 5u" Min. Gold on Contact Area 100u" Tin on Solder Tails
D : 10u" Min. Gold on Contact Area 100u" Tin on Solder Tails
E : 15u" Min. Gold on Contact Area 100u" Tin on Solder Tails
F : 20u" Min. Gold on Contact Area 100u" Tin on Solder Tails

- Packing
T : Tube
1 : Tube + Cap
2 : Reel + Cap



Recommended P.C.B. Layout
Layout Tolerance = ± 0.05 mm

DIMENSION IN mm [inch]		CEN 欣訊科技股份有限公司 CEN LINK CO., LTD.	Title SLIMLINE SATA RECEPTACLE BOTTOM MOUNT WITH NUT(SMT)	
Tolerance unless otherwise specified			CUSTOMER DRAWING	Dwg No. TBNO-01122-X0XX
X. \pm	X.* $\pm 10'$	File No. PO7016		Size: A 4
X.X ± 0.38	X.X* $\pm 5'$	Approver:	Checker:	Rev : E
X.XX ± 0.25	X.XX* $\pm 2'$	Drawer: Alan		Sheet: 2 / 2
X.XXX ± 0.13	X.XXX* \pm	08/06/2010		