



SD MEMORY CARD CONNECTOR NORMAL TYPE

ORDER INFORMATION

ZM90-0401 $\frac{X}{a}$ -01Y $\frac{X}{b}$

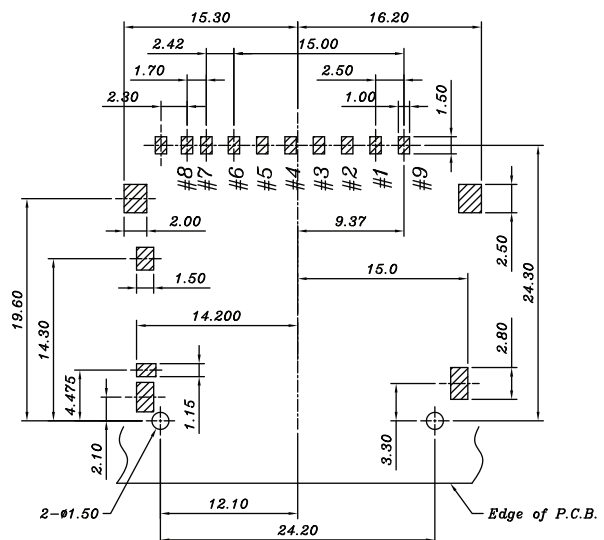
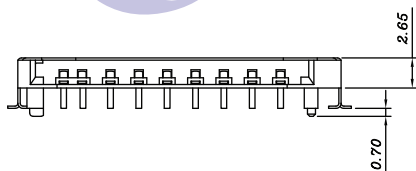
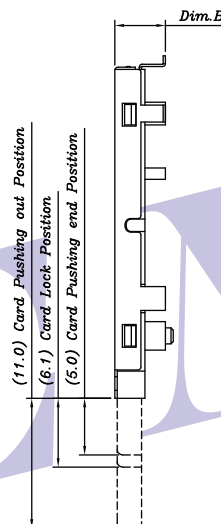
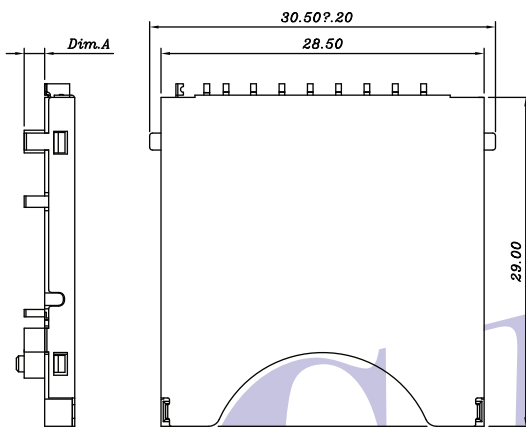
α =0-Standoff 0.0mm

1-Standoff 1.8mm

2-Standoff 2.0mm

b =A-G/F on Contact Area

D-10u" Gold on Contact Area



Dimension Information :

Part Number	Dim.A	Dim.B
ZM90-04010-01YX	0.00	2.65
ZM90-04011-01YX	1.80	4.45
ZM90-04012-01YX	2.00	4.65

Recommended P.C.B. Layout
Layout Tolerance = ± 0.05 mm