

REV.	DESCRIPTION	ECN NO.	DATE	DRAWER
A	New Release		10/06/2005	Winnie
B	Modify by Customer Design	EC0602028	02/21/2006	Winnie

Notes:

- Material :
Housing : Thermoplastic UL 94V-0 ,Black
Terminal : Copper Alloy
- Finish :
Terminal : Gold or Tin on Contact Area
Tin on Solder Tails Both over Ni
Under-plated Overall
- Order Information :

Y I91-10111- XX Y X

Y: RoHS

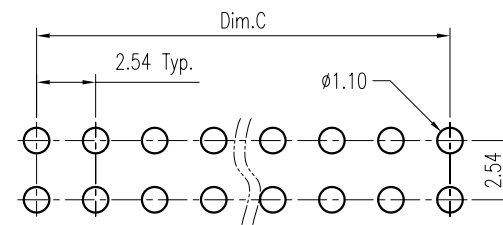
Amount of Pins:

Plating Option:

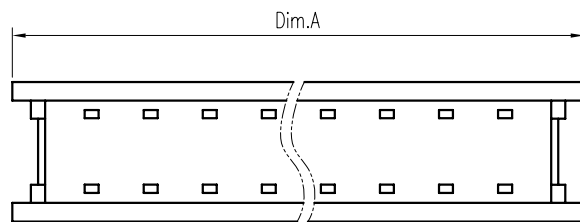
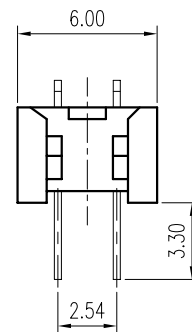
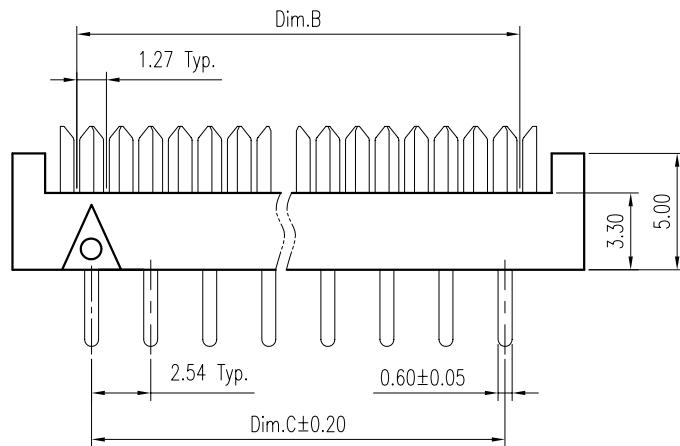
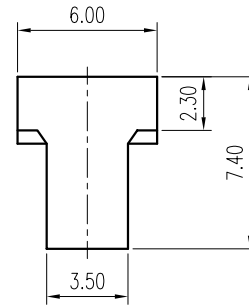
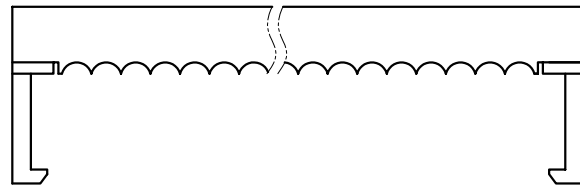
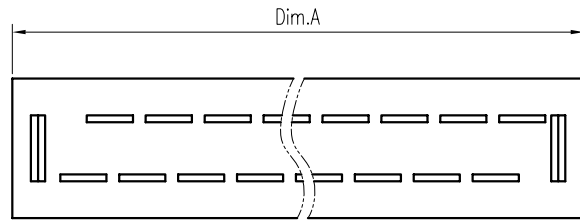
- A: G/F on Contact Area
- O: Tin on Contact Area

Dimension Information:

Part No.	Dim.	Pins	Dim.A	Dim.B	Dim.C
YI91-10111-06YX	06	13.07	6.35	5.08	
YI91-10111-08YX	08	15.61	8.89	7.62	
YI91-10111-10YX	10	18.15	11.43	10.16	
YI91-10111-12YX	12	20.69	13.97	12.70	
YI91-10111-14YX	14	23.23	16.51	15.24	
YI91-10111-16YX	16	25.77	19.05	17.78	
YI91-10111-18YX	18	28.31	21.59	20.32	
YI91-10111-20YX	20	30.85	24.13	22.86	
YI91-10111-24YX	24	35.93	29.21	27.94	
YI91-10111-26YX	26	38.47	31.75	30.48	
YI91-10111-30YX	30	43.55	36.83	35.56	
YI91-10111-34YX	34	48.63	41.91	40.64	
YI91-10111-36YX	36	51.17	44.45	43.18	
YI91-10111-40YX	40	56.25	49.53	48.26	
YI91-10111-50YX	50	68.95	62.23	60.96	
YI91-10111-60YX	60	81.65	74.93	73.66	
YI91-10111-64YX	64	86.73	80.01	78.74	



Recommended P.C.B. Layout
Layout Tolerance = ± 0.05 mm



DIMENSION IN mm [inch]			
Tolerance unless otherwise specified			
X.	±	X.*	± 10'
X.X	± 0.38	X.X*	± 5'
X.XX	± 0.25	X.XX*	± 2'
X.XXX	± 0.13	X.XXX*	±

CEN 欣訊科技股份有限公司
CEN LINK CO., LTD.
CUSTOMER DRAWING

Title: 2.54mm Pitch DIP Plug Socket
Dwg No. YI91-10111-XXYX
File No.

Scale: 3 : 1
Size: A 4
Rev : B
Sheet: 1 / 1

Approver:

Checker:

Drawer: Winnie_*

02/21/2006