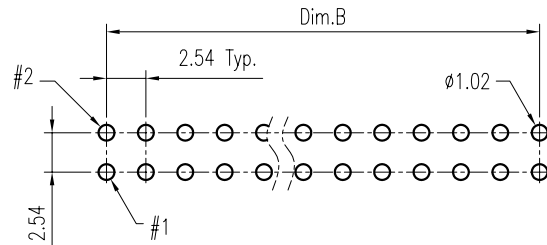
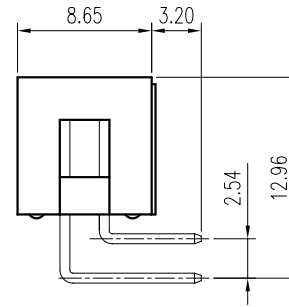
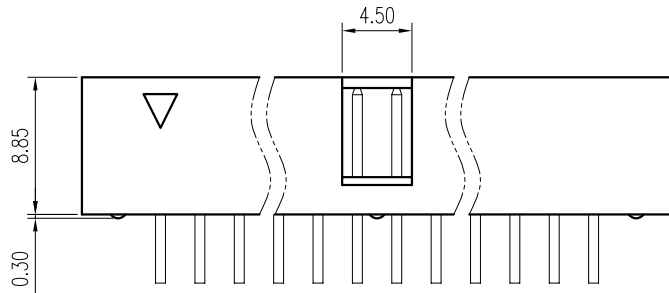
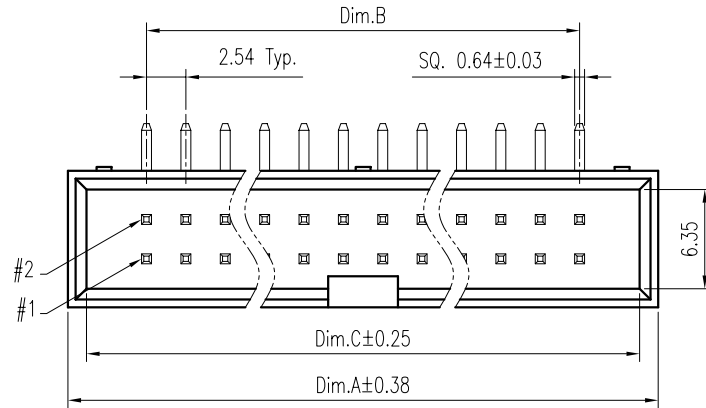


REV.	DESCRIPTION	ECN NO.	DATE	DRAWER
C	Modify by Customer Design	EC0604010	04/11/2006	Winnie
D	Modify by Customer Design	EC0606009	06/06/2006	Winnie



Notes:

- Material :
Housing : Thermoplastic UL 94V-0 ,Black
Terminal : Copper Alloy
- Finish :
Terminal : Selected Gold on Contact Area, G/F or Tin on Solder Tails Both over 50u" Min. Ni Under-plated Overall
- Order Information :

XP91-016B1-XX Y X

Z: RoHS (for High Temperature)
Y: RoHS

Amount of Pins:

Plating Option:

1: G/F Overall
A: G/F on Contact Area

Dimension Information:

Part No.	Dim.	Amount of Pins	Dim.A	Dim.B	Dim.C
XP91-016B1-06YX	06	06	15.23	5.08	12.94
XP91-016B1-08YX	08	08	17.77	7.62	15.48
XP91-016B1-10YX	10	10	20.31	10.16	18.02
XP91-016B1-12YX	12	12	22.85	12.70	20.56
XP91-016B1-14YX	14	14	25.39	15.24	23.10
XP91-016B1-16YX	16	16	27.93	17.78	25.64
XP91-016B1-20YX	20	20	33.01	22.86	30.72
XP91-016B1-24YX	24	24	38.09	27.94	35.80
XP91-016B1-26YX	26	26	40.63	30.48	38.34
XP91-016B1-30YX	30	30	45.71	35.56	43.42
XP91-016B1-34YX	34	34	50.79	40.64	48.50
XP91-016B1-40YX	40	40	58.41	48.26	56.12
XP91-016B1-44YX	44	44	63.49	53.34	61.20
XP91-016B1-50YX	50	50	71.11	60.96	68.82
XP91-016B1-60YX	60	60	83.81	73.66	81.52
XP91-016B1-64YX	64	64	88.89	78.74	86.60

Recommended P.C.B. Layout
Layout Tolerance = ± 0.05 mm

DIMENSION IN mm [inch]	
Tolerance unless otherwise specified	
X.	X.* ± 10'
X.X ± 0.38	X.X* ± 5'
X.XX ± 0.25	X.XX* ± 2'
X.XXX ± 0.13	X.XXX* ±

CEN 欣訊科技股份有限公司
CEN LINK CO., LTD.
CUSTOMER DRAWING

Title 2.54mm Pitch Box Header
R/A Type
Dwg No. XP91-016B1-XXYX
File No.

Scale: 2 : 1
Size: A 4
Rev : D
Sheet: 1 / 1

Approver:

Checker:

Drawer: Winnie

06/06/2006