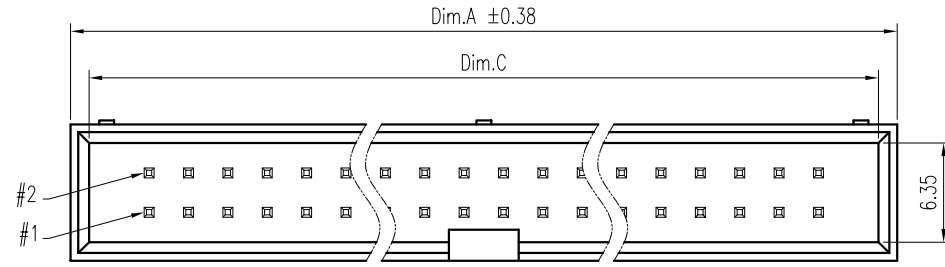


REV.	DESCRIPTION	ECN NO.	DATE	DRAWER
C	Modified by Customer Design	EC0602013	02/11/2006	Kelly
D	Modified by Customer Design	EC0603036	03/20/2006	Anny



Notes:

- Material :
Housing : Thermoplastic UL 94V-0 ,Black
Terminal : Copper Alloy
- Finish :
Terminal : Selected Gold on Contact Area, Gold Flash on Solder Tails, Both over 50u" Min. Ni Under-plated Overall
- Order Information :

X P91-014B1- XX Y X

Y: RoHS

Z: RoHS(for High Temperature)

Amount of Pins:

08 : 8Pins

2

64 : 64Pins

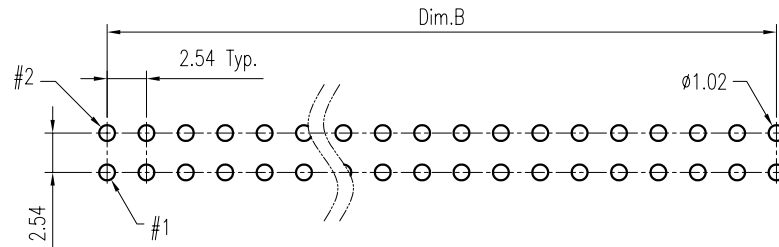
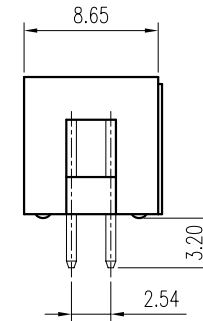
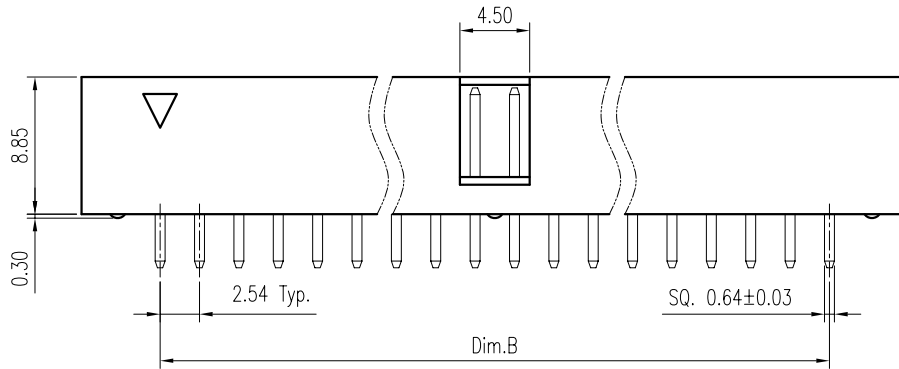
Plating Option:

1 : G/F Overall

8 : 30u" Min. Gold on Contact Area

Dimension Information:

Part No.	Dim.	Amount of Pins	Dim.A	Dim.B	Dim.C
XP91-014B1-08YX	08	8	17.77	7.62	15.48
XP91-014B1-10YX	10	10	20.31	10.16	18.02
XP91-014B1-12YX	12	12	22.85	12.70	20.56
XP91-014B1-14YX	14	14	25.39	15.24	23.10
XP91-014B1-16YX	16	16	27.93	17.78	25.64
XP91-014B1-20YX	20	20	33.01	22.86	30.72
XP91-014B1-24YX	24	24	38.09	27.94	35.80
XP91-014B1-26YX	26	26	40.63	30.48	38.34
XP91-014B1-30YX	30	30	45.71	35.56	43.42
XP91-014B1-34YX	34	34	50.79	40.64	48.50
XP91-014B1-40YX	40	40	58.41	48.26	56.12
XP91-014B1-44YX	44	44	63.49	53.34	61.20
XP91-014B1-50YX	50	50	71.11	60.96	68.82
XP91-014B1-60YX	60	60	83.81	73.66	81.52
XP91-014B1-64YX	64	64	88.89	78.74	86.60



Recommended P.C.B. Layout
Layout Tolerance = ± 0.05 mm

DIMENSION IN mm [inch]	
Tolerance unless otherwise specified	
X.	X.* ± 10'
X.X ± 0.38	X.X* ± 5'
X.XX ± 0.25	X.XX* ± 2'
X.XXX ± 0.13	X.XXX* ±

CEN 欣訊科技股份有限公司
CEN LINK CO., LTD.
CUSTOMER DRAWING

Title: 2.54mm Pitch Box Header
DIP Type
Dwg No. XP91-014B1-XXYX
File No.

Approver:

Checker:

Drawer: Anny_*

03/20/2006

Scale: 2 : 1
Size: A 4
Rev : D
Sheet: 1 / 1