

REV.	DESCRIPTION	ECN NO.	DATE	DRAWER
A	New Release		11/15/2005	Kelly
B	Modified by Customer Design	EC0602020	02/16/2006	Kelly

Notes:

- Material :
Housing : Thermoplastic UL 94V-0 ,Black
Terminal : Copper Alloy
- Finish :
Terminal : G/F Overall
- Order Information :

Z P91-025B1- XX Y1

Z: RoHS(for High Temperature)

Amount of Pins:

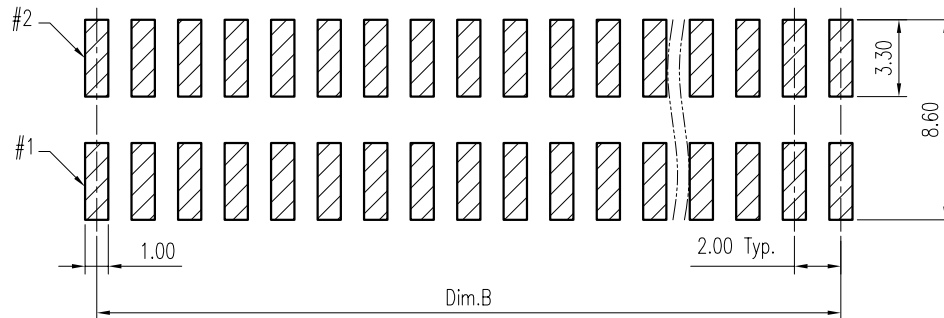
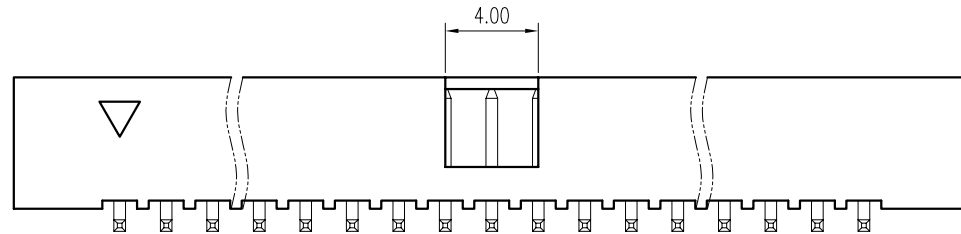
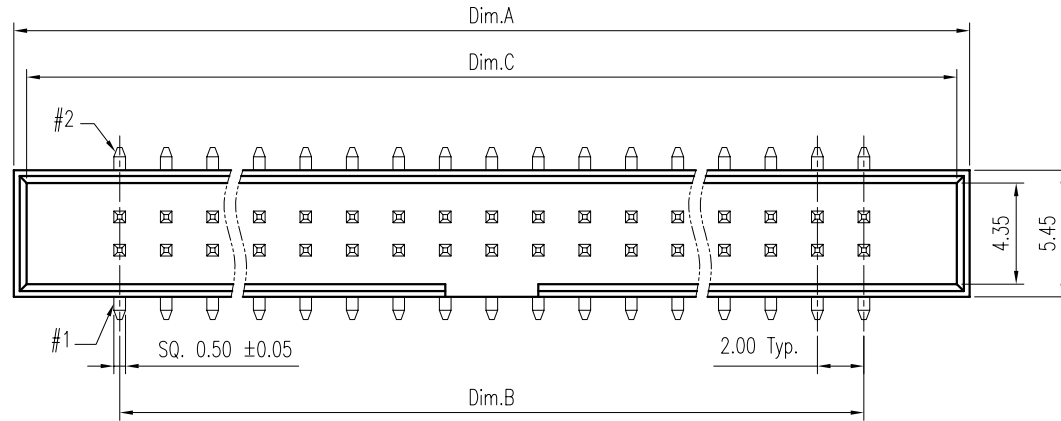
10 : 10Pins

?

68 : 68Pins

Dimension Information:

Part No.	Dim.	Amount of Pins	Dim.A	Dim.B	Dim.C
ZP91-025B1-10Y1	10	10	27.10	18.00	26.0
ZP91-025B1-12Y1	12	12	29.10	20.00	28.0
ZP91-025B1-14Y1	14	14	31.10	22.00	30.0
ZP91-025B1-16Y1	16	16	33.10	24.00	32.0
ZP91-025B1-20Y1	20	20	27.10	18.00	26.0
ZP91-025B1-22Y1	22	22	29.10	20.00	28.0
ZP91-025B1-24Y1	24	24	31.10	22.00	30.0
ZP91-025B1-26Y1	26	26	33.10	24.00	32.0
ZP91-025B1-30Y1	30	30	37.10	28.00	36.0
ZP91-025B1-32Y1	32	32	39.10	30.00	38.0
ZP91-025B1-34Y1	34	34	41.10	32.00	40.0
ZP91-025B1-38Y1	36	36	43.10	34.00	42.0
ZP91-025B1-40Y1	40	40	47.10	38.00	46.0
ZP91-025B1-44Y1	44	44	51.10	42.00	50.0
ZP91-025B1-50Y1	50	50	57.10	48.00	56.0
ZP91-025B1-60Y1	60	60	67.10	58.00	66.0
ZP91-025B1-64Y1	64	64	70.10	62.00	70.0
ZP91-025B1-68Y1	68	68	75.10	66.00	74.0



Recommended P.C.B. Layout
Layout Tolerance = ± 0.05 mm

DIMENSION IN mm [inch]	
Tolerance unless otherwise specified	
X.	X.* ± 10'
X.X ± 0.38	X.X' ± 5'
X.XX ± 0.25	X.XX' ± 2'
X.XXX ± 0.13	X.XXX' ±

CEN 欣訊科技股份有限公司
CEN LINK CO., LTD.
CUSTOMER DRAWING

Title 2.0mm Pitch Box Header
SMT Type Dual Row
Dwg No. ZP91-025B1-XXY1
File No.

Scale: 3 : 1
Size: A 4
Rev : B
Sheet: 1 / 1

Approver:

Checker:

Drawer: Kelly_*
02/16/2006