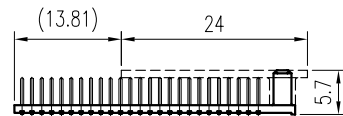
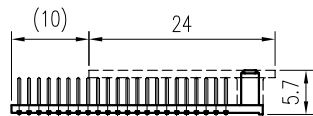


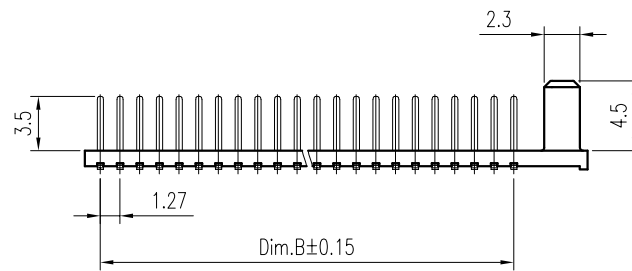
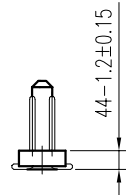
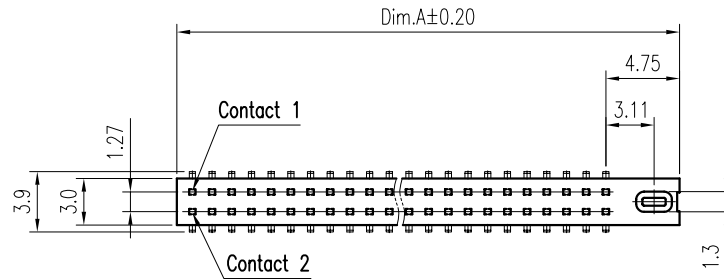


REV.	DESCRIPTION	ECN NO.	DATE	DRAWER
A	New Release		03/14/2006	Jeff

Notes:

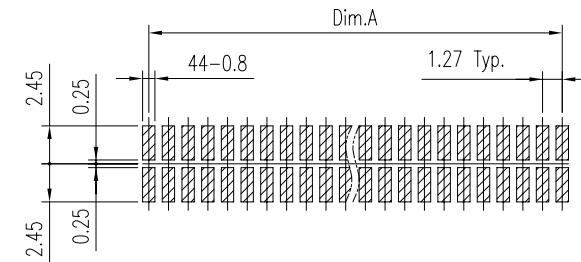
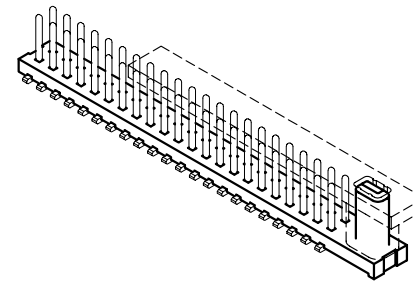
- Material :
Housing : Thermoplastic,UL 94V-0,Black
Terminal : Copper Alloy
CAP : Thermoplastic,UL 94V-0,Black
- Finish :
Terminal : Selected Gold on Contact Area, Gold Flash or Tin on Solder Tails, Both over 40u" Min. Ni Under-plated Overall
- Order Information :
PF1-230 XX-011 X
T : RoHS (for High Temperature)
Plating
1 : Gold flash on Contact Area;
Gold flash on Solder Area.
Amount of Pins
44 : 44 Pin
50 : 50 Pin

Part No.	Dim.	Dim.A	Dim.B
TPF1-23044-0111		32.42	26.67
TPF1-23050-0111		36.23	30.48



With Cap

With Cap



Recommended P.C.B. Layout(Top view)
Layout Tolerance = ± 0.05 mm

DIMENSION IN mm [inch]			
Tolerance unless otherwise specified			
X.	± 0.25	X.*	± 10'
X.X	± 0.20	X.X*	± 5'
X.XX	± 0.15	X.XX*	± 2'
X.XXX	±	X.XXX*	±

CEN 欣訊科技股份有限公司
CEN LINK CO., LTD.
CUSTOMER DRAWING

Title
Pin Header 44PIN CONNECTOR
Dwg No. TPF1-230XX-011X
File No. PO5007

Approver:

Checker:

Drawer: **Jeff**

03/14/2006

Scale: 2 : 1
Size: A 4
Rev : A
Sheet: 1 / 1