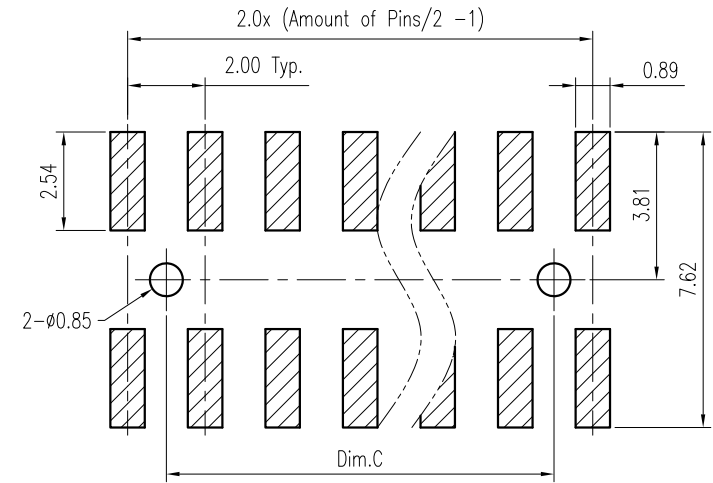
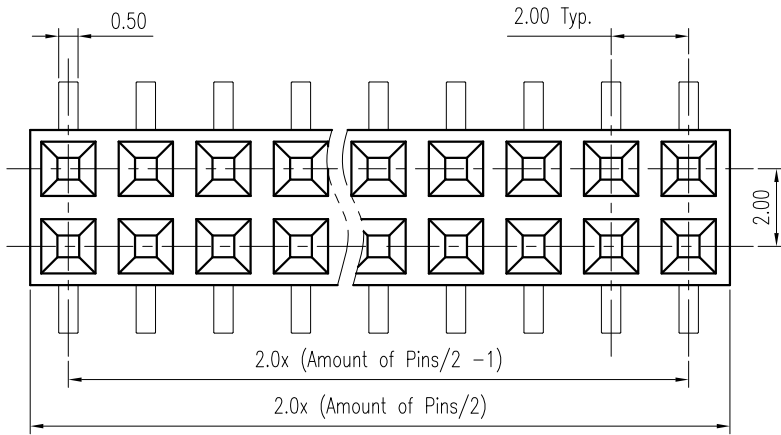


REV.	DESCRIPTION	ECN NO.	DATE	DRAWER
A	New Release		09/04/2007	Tom
B	Modified Part No.	EC0801028	01/15/2008	Tom



Recommended P.C.B. Layout  
Layout Tolerance = ± 0.05 mm

**Notes:**

- Material :  
Housing: Thermoplastic UL 94V-0, Black  
Terminal : Copper Alloy.
- Finish :  
Terminal : Gold Flash on Contact, Both over 30u" Min. Ni Under-plated Overall.
- Coplanarity of soldertail to be within 0.12mm.
- Order Information :

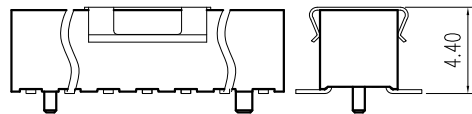
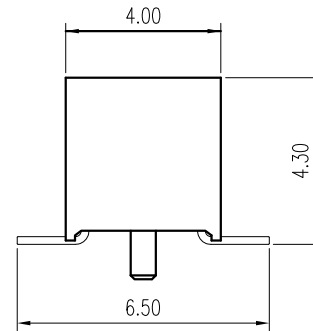
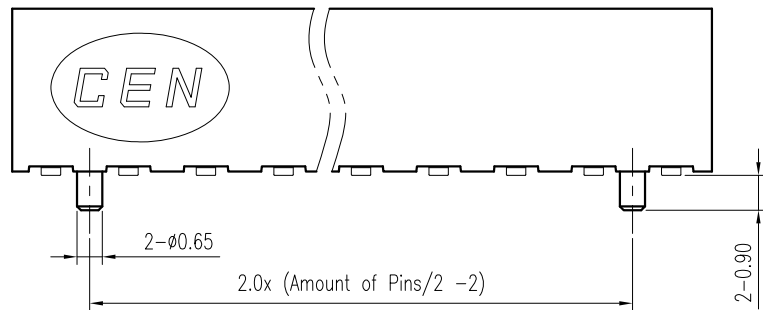
PA0-230 XX-02 X 1  
T : RoHS (for High Temperature)

**Amount of Pins:**

- 06 : 6 Pin
- ?
- A0 : 100 Pin

**Packing**

- T : Tube
- 1 : Tube With Cap
- 2 : Tape Reel With Cap



With Cap

DIMENSION IN mm [inch]	
Tolerance unless otherwise specified	
X.	X.* ± 10'
X.X ± 0.38	X.X' ± 5'
X.XX ± 0.25	X.XX' ± 2'
X.XXX ± 0.13	X.XXX' ±

**CEN** 欣訊科技股份有限公司  
CEN LINK CO., LTD.  
CUSTOMER DRAWING

Title 2.0 Pitch Female Header, Dual Row, 4.3mm H, SMT Type  
Dwg No. TPA0-230XX-02X1  
File No. P02029

Approver:

Checker:

Drawer: Tom

01/15/2008

	Scale: 5 : 1
	Size: A 4
	Rev : B
	Sheet: 1 / 1