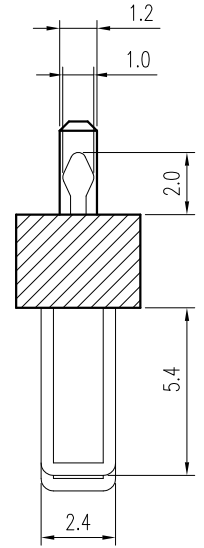
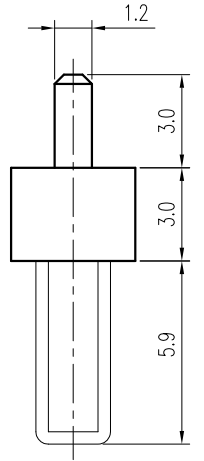
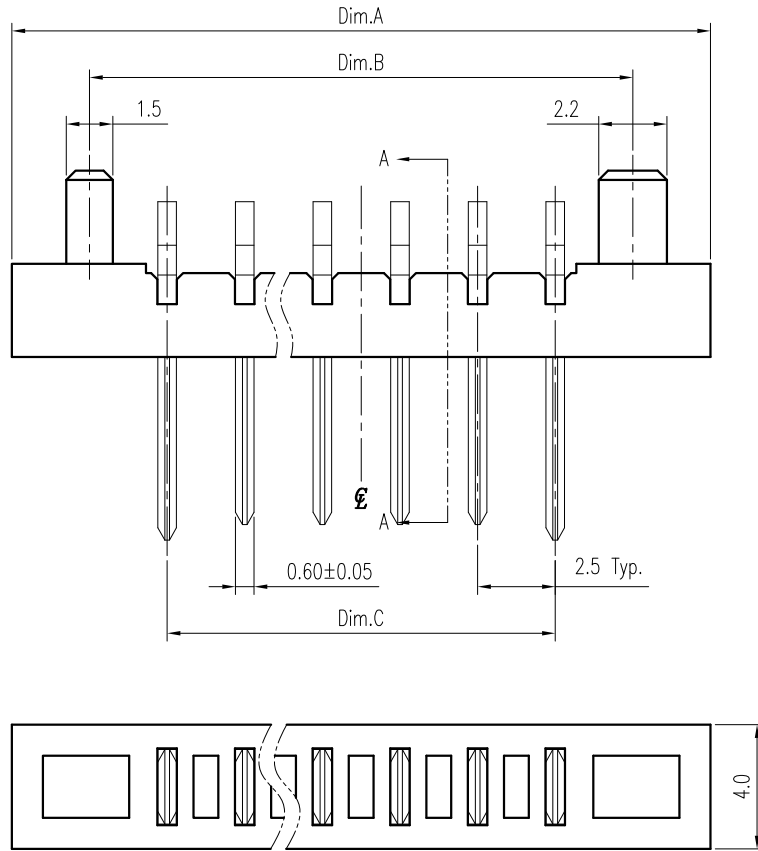
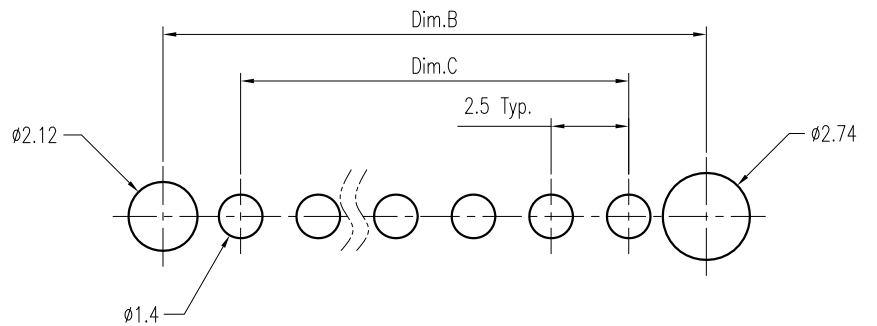


REV.	DESCRIPTION	ECN NO.	DATE	DRAWER
A	New Release		08/20/2008	Steven



Section A-A

- Notes:
- Material :
Housing : Thermoplastic, UL 94V-0
Terminal : Copper Alloy
 - Finish :
Terminal : Selected Gold on Contact Area, G/F on Solder Tails, Both over 50u" Min. Ni Under-plated Overall
 - Order Information :
TSB1-051 X 4-24T X
- Amount of Pins
- 3 : 3 Pins
 - 2 : 2
 - 9 : 9 Pins
 - A : 10 Pins
 - 2 : 2
 - B : 11 Pins
- Plating
- 2 : 2u" Min. Gold on Contact Area
 - 3 : 5u" Min. Gold on Contact Area



Recommended P.C.B. Layout
Layout Tolerance = ± 0.05 mm

Dimension Information:

Part No.	Dim.	Amount of Pins	Dim.A	Dim.B	Dim.C
TSB1-05134-24TX	3	3	15.0	10.0	5.0
TSB1-05144-24TX	4	4	17.5	12.5	7.5
TSB1-05154-24TX	5	5	20.0	15.0	10.0
TSB1-05164-24TX	6	6	22.5	17.5	12.5
TSB1-05174-24TX	7	7	25.0	20.0	15.0
TSB1-05184-24TX	8	8	27.5	22.5	17.5
TSB1-05194-24TX	9	9	30.0	25.0	20.0
TSB1-051A4-24TX	10	10	32.5	27.5	22.5
TSB1-051B4-24TX	11	11	35.0	30.0	25.0

DIMENSION IN mm [inch] Tolerance unless otherwise specified		欣訊科技股份有限公司 CEN LINK CO., LTD. CUSTOMER DRAWING	Title 2.5mm Pitch Battery Conn. Male Type	Scale: 4 : 1 Size: A 4
X. ± 0.38	X.* ± 10'		Dwg No. TSB1-051X4-24TX	
X.X ± 0.25	X.X* ± 5'	Approver:	File No. P03015	Rev : A
X.XX ± 0.20	X.XX* ± 2'	Checker:	Drawer: Steven	Sheet: 1 / 1
X.XXX ±	X.XXX* ±		08/20/2008	