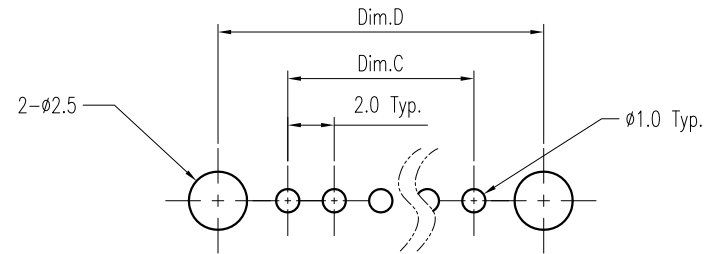
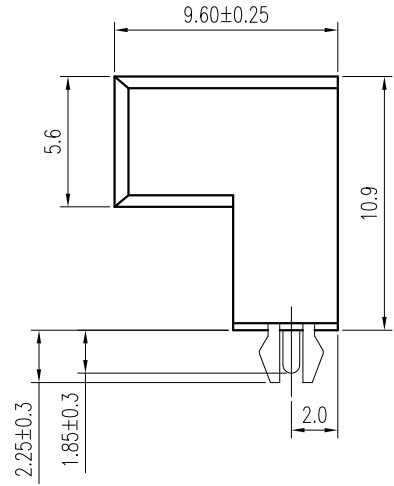
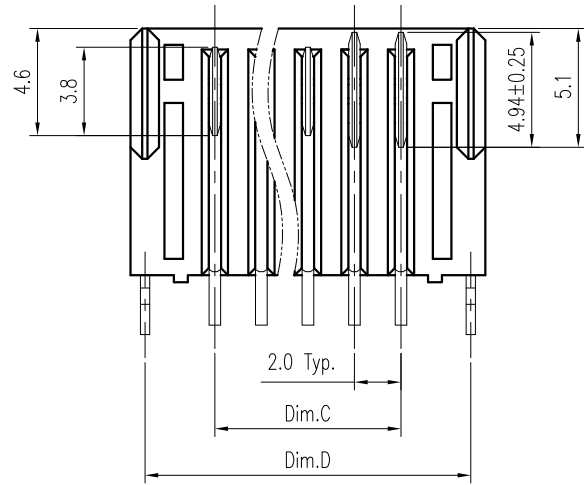
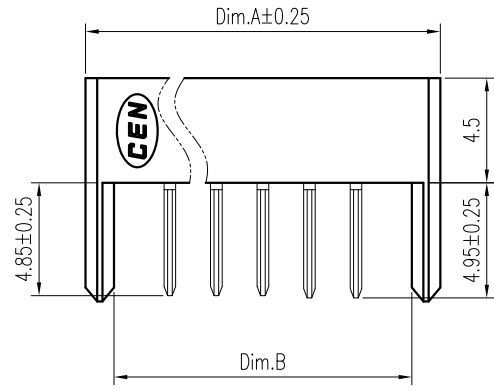


REV.	DESCRIPTION	ECN NO.	DATE	DRAWER
A	New Release		08/13/2008	Steven



Recommended P.C.B. Layout
Layout Tolerance = ± 0.05 mm

Notes:

- Material :
Housing : Thermoplastic UL 94V-0 , Black
Terminal : Copper Alloy
 - Finish :
Terminal : Selected Gold on Contact Area, Gold Flash on Solder Tails, Both over 50u" Min. Ni Under-plated Overall
Forklock : G/F or 80u" Min. Tin over 50u" Min. Ni Under-plated Overall.
 - Order Information :
T SA1-111 XX -04T X
T : RoHs(For High Temperature)
- Amount of Pins
05 : 5 Pins
07 : 7 Pins
- Plating
2 : 3u" Min. Gold on Contact Area , G/F on Solder Tails
3 : 5u" Min. Gold on Contact Area , G/F on Solder Tails
B : 3u" Min. Gold on Contact Area , 80u" Min. Tin on Solder Tails
C : 5u" Min. Gold on Contact Area , 80u" Min. Tin on Solder Tails

Part No.	Dim.	Dim.A	Dim.B	Dim.C	Dim.D
TSA1-11105-04TX		15.25	12.8	8.0	14.0
TSA1-11107-04TX		19.25	16.8	12.0	18.0

DIMENSION IN mm [inch]		CEN 欣訊科技股份有限公司 CEN LINK CO., LTD.	Title 2.0 mm Pitch Battery Conn. Male R/A Type		
Tolerance unless otherwise specified			Dwg No. TSA1-111XX-04TX	Scale: 3 : 1	
X. ± 0.38	X.* ± 10'	CUSTOMER DRAWING	File No. PO3006	Size: A 4	
X.X ± 0.25	X.X* ± 5'		Appraver:	Rev : A	
X.XX ± 0.13	X.XX* ± 2'		Checker:	Sheet: 1 / 1	
X.XXX ±	X.XXX* ±		Drawer: Steven	08/13/2008	