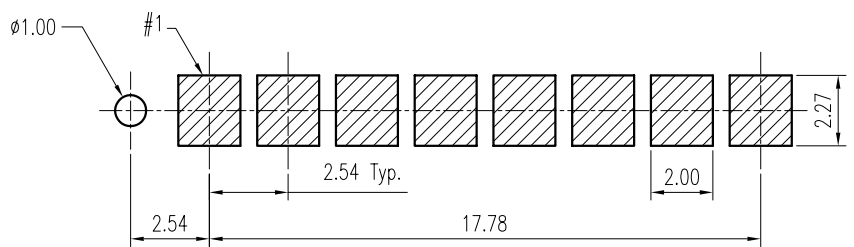
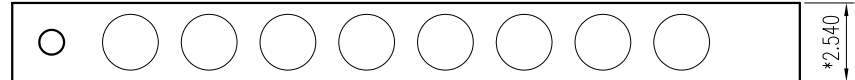
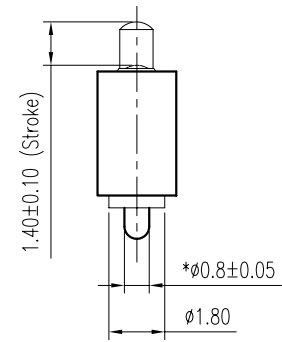
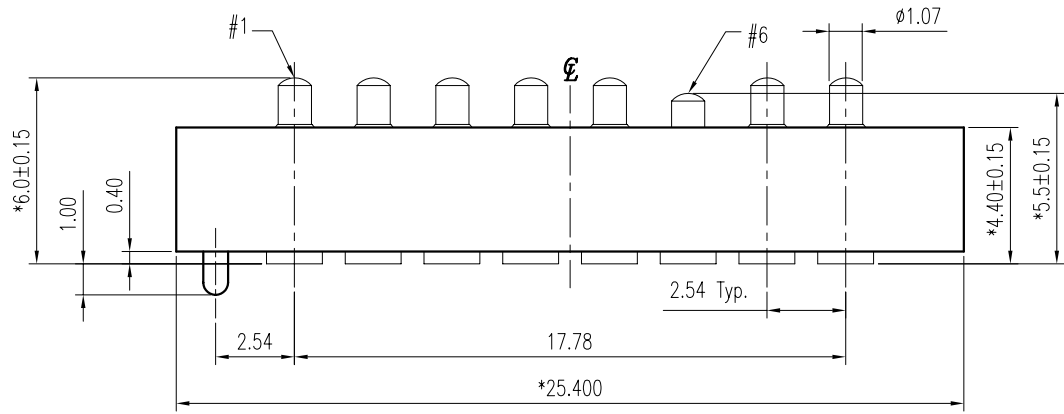


REV.	DESCRIPTION	ECN NO.	DATE	DRAWER
A	New Release		05/09/2006	Aaron



Recommended P.C.B. Layout
Layout Tolerance = ± 0.05 mm

Notes:

- Material :
Housing : Thermoplastic UL 94V-0 , Black
Terminal : Copper Alloy
- Finish :
Terminal : 20u" Min. Gold on Contact Area, 10u" Min. Gold on Solder Tails, Both over 100u" Min. Ni Under-plated Overall
- Spring Pin Force : Long Pin : 0.85N ± 0.15N at Stroke 0.7mm
Short Pin : 0.6N ± 0.15N at Stroke 0.7mm
- * : Inspection Item
- Order Information :
I PE1-01N86-52T6
T : RoHS(for High Temperature)

DIMENSION IN mm [inch]		CEN 欣訊科技股份有限公司 CEN LINK CO., LTD.	Title 2.54mm Pitch Pin Header Spring Pin Conn.		
Tolerance unless otherwise specified			Dwg No. TPE1-01N86-52T6	Scale: 4 : 1	
X. ±	X.* ± 10'	CUSTOMER DRAWING		File No. P01008	Size: A 4
X.X ± 0.38	X.X* ± 5'	Approver:	Checker:	Drawer: Aaron	Rev : A
X.XX ± 0.25	X.XX* ± 2'			05/09/2006	Sheet: 1 / 1
X.XXX ± 0.10	X.XXX* ±				