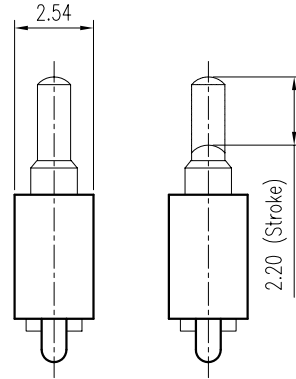
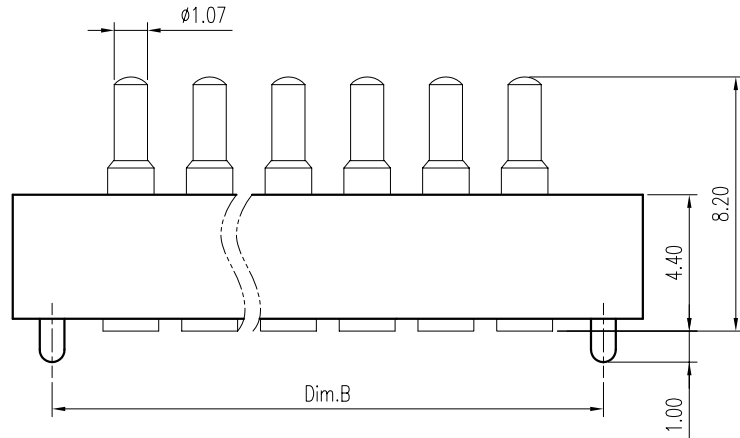


REV.	DESCRIPTION	ECN NO.	DATE	DRAWER
A	New Release		01/20/2005	Jeff
B	Added RoHS Type.	EC0509011	09/19/2005	Jeff
C	Modified Amount of Pins	EC0607037	07/26/2005	Aaron



Notes:

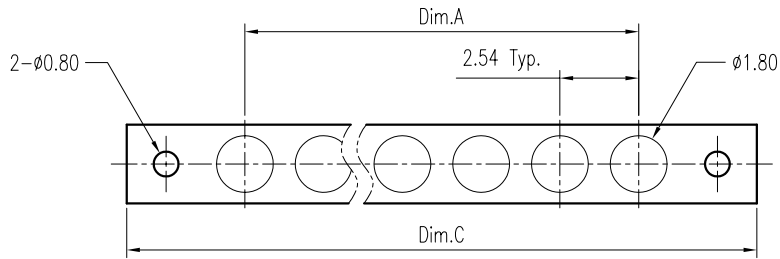
- Material :
Housing : Thermoplastic UL 94V-0 , Black
Terminal : Copper Alloy
- Finish :
Terminal : 25u" Min. Gold on Contact Area, 5u" Min. Gold on Solder Tails, Both over 100u" Min. Ni Under-plated Overall
- Order Information :

T PE1-011 X A-02T6

T : RoHS(for High Temperature)

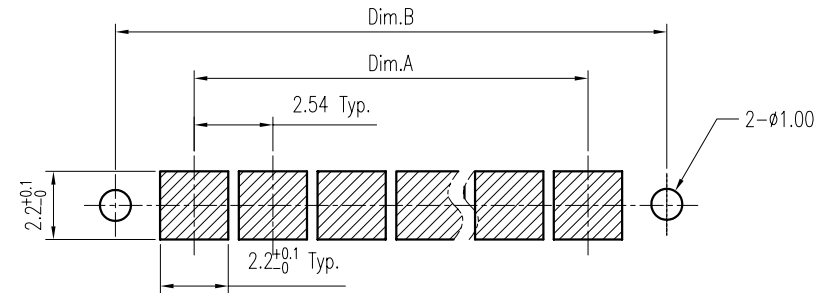
Amount of Pins :

- 2 : 2 Pins
- 9 : 9 Pins
- A : 10 Pins
- G : 16 Pins



Dimension Information:

Part No.	Dim.	Amount of Pins	Dim.A	Dim.B	Dim.C
TPE1-0112A-02T6	2	2	2.54	7.62	10.16
TPE1-0113A-02T6	3	3	5.08	10.16	12.70
TPE1-0114A-02T6	4	4	7.62	12.70	15.24
TPE1-0115A-02T6	5	5	10.16	15.24	17.78
TPE1-0116A-02T6	6	6	12.70	17.78	20.32
TPE1-0117A-02T6	7	7	15.24	20.32	22.86
TPE1-0118A-02T6	8	8	17.78	22.86	25.40
TPE1-0119A-02T6	9	9	20.32	25.40	27.94
TPE1-011AA-02T6	10	10	22.86	27.94	30.48
TPE1-011BA-02T6	11	11	25.40	30.48	33.02
TPE1-011CA-02T6	12	12	27.94	33.02	35.56
TPE1-011DA-02T6	13	13	30.48	35.56	38.10
TPE1-011EA-02T6	14	14	33.02	38.10	40.64
TPE1-011FA-02T6	15	15	35.56	40.64	43.18
TPE1-011GA-02T6	16	16	38.10	43.18	45.72



Recommended P.C.B. Layout
Layout Tolerance = ± 0.05 mm

DIMENSION IN mm [inch]			
Tolerance unless otherwise specified			
X.	± 0.38	X.*	$\pm 10'$
X.X	± 0.25	X.X*	$\pm 5'$
X.XX	± 0.13	X.XX*	$\pm 2'$
X.XXX	--	X.XXX*	\pm

CEN 欣訊科技股份有限公司
CEN LINK CO., LTD.
CUSTOMER DRAWING

Title: 2.54mm Pitch Pogo Pin Conn.
Dwg No. TPE1-011XA-02T6
File No. P01008

Approver:

Checker:

Drawer: **Aaron**

07/26/2006

Scale: 4 : 1
Size: A 4
Rev : C
Sheet: 1 / 1