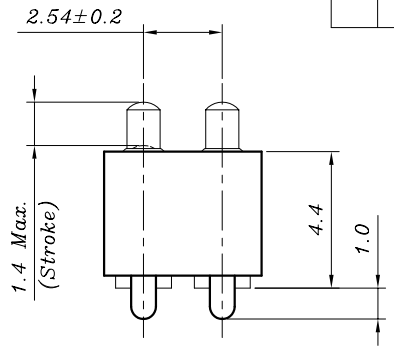
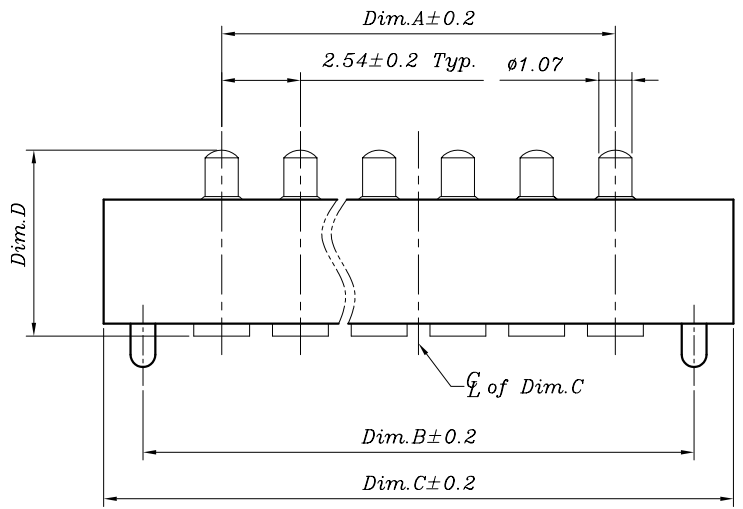
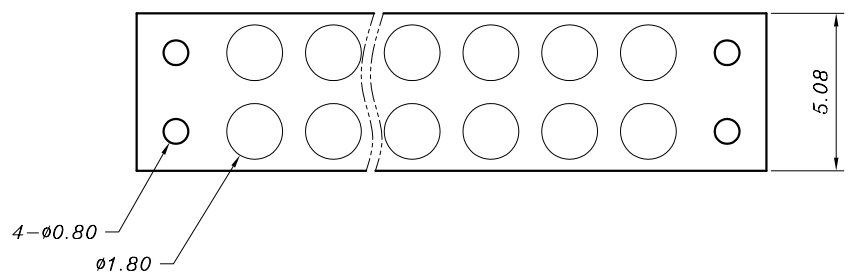


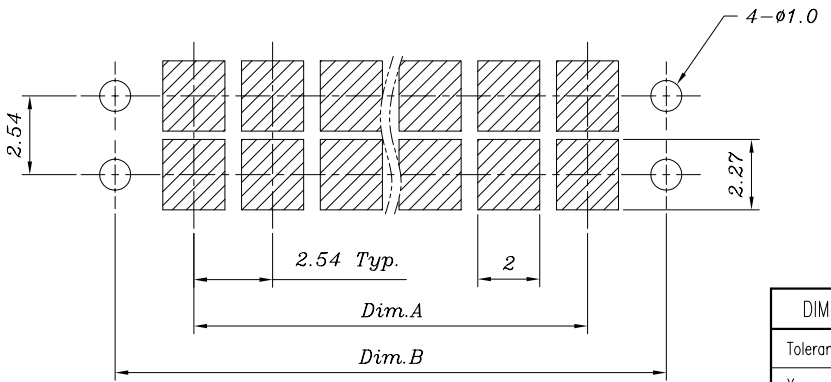
REV	MODIFICATION	DATE	DRAW	APPROVE
A	New Release	05/26/2005	Tom	Giordano



- Notes :**
- Material :**  
Housing : Thermoplastic , UL 94V-0  
Terminal : Copper Alloy
  - Finish :**  
Terminal : 20u" Gold On Contact Area, 10u" Gold On Solder Tails, Both Over 80u" Ni Under-plated Overall.
  - Spring Force :** 0.85N ± 0.15N at 0.7mm
  - Order Information**  
TPE1-011 X X -02T6



- Dim.D Option**
- 6 : 6.0 mm
  - 7 : 6.5 mm
  - 8 : 7.0 mm
  - 9 : 7.5 mm
- Amount of Pins**
- 2 : 4 Pins
  - 2 : 2
  - 9 : 18 Pins
  - A : 20 Pins
  - 2 : 2
  - G : 32 Pins



Dim.A	2.54 x [(Amount Of Pins / 2) - 1]
Dim.B	2.54 x [(Amount Of Pins / 2) + 1]
Dim.C	2.54 x [(Amount Of Pins / 2) + 2]

**Recommended P.C.B. Layout**  
Layout Tolerance = ± 0.05 mm

DIMENSION IN mm [inch]		CEN 欣訊科技股份有限公司 CEN LINK CO., LTD.	Title 2.54 mm Pitch Pin Header (Spring Pin Type)	
Tolerance unless otherwise specified			CUSTOMER DRAWING	
X. ± 0.38	X.' ± 10'	Dwg No. TPE1-01100-02T6		
X.X ± 0.25	X.X' ± 5'	File No. N/A		Size: A4
X.XX ± 0.13	X.XX' ± 2'	Approve:	Check:	Rev : A
X.XXX ±		Draw: Tom 05/26/2005		Sheet: 1 / 1