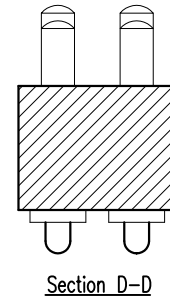
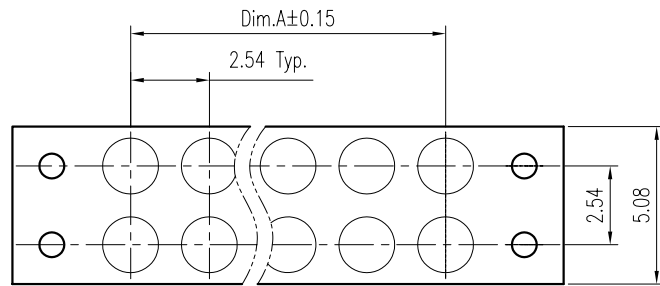
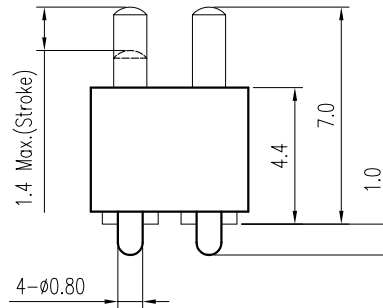
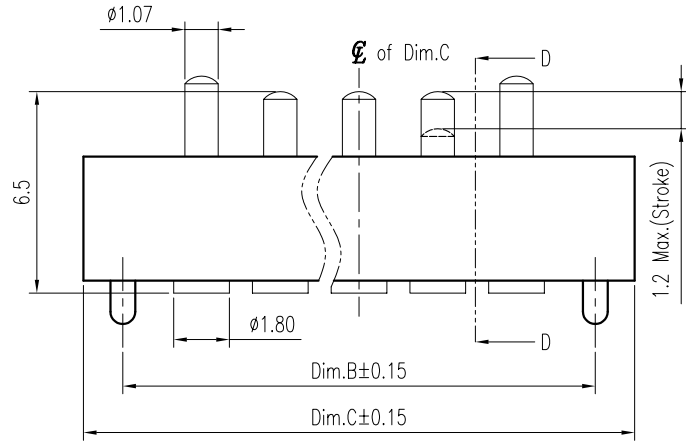


REV.	DESCRIPTION	ECN NO.	DATE	DRAWER
A	New Release		12/10/2004	Tom
B	Modified Part Number	EC0510042	10/31/2005	Aaron

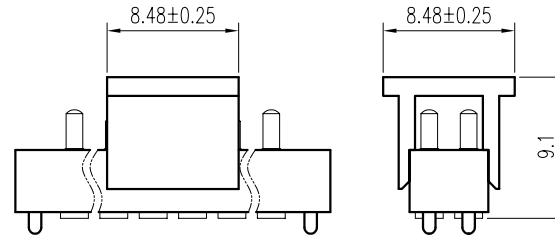


Notes:

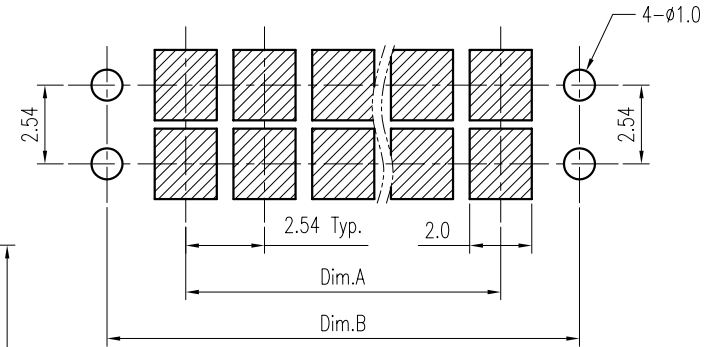
- Material :  
Housing : Thermoplastic UL 94V-0  
Cap : Thermoplastic UL 94V-0 , Black  
Terminal : Copper Alloy
  - Finish :  
Terminal : 20u" Min. Gold on Contact Area, Gold Flash on Solder Tails, Both over 80u" Min. Ni Under-plated Overall
  - Order Information :  
T PE1-016 X 7-8 X X 1  
T : RoHS(for High Temperature)
- Pins :  
2 : 4 Pins  
? :  
9 : 18 Pins  
A : 20 Pins  
? :  
G : 32 Pins
- Packing :  
T : Tube  
1 : Tube + Cap
- Housing Color :  
1 : White  
2 : Black

Dimension Information:

Part No.	Dim.	Pins	Dim.A	Dim.B	Dim.C
TPE1-01627-8XX1	4	2.54	7.62	10.16	
TPE1-01637-8XX1	6	5.08	10.16	12.70	
TPE1-01647-8XX1	8	7.62	12.70	15.24	
TPE1-01657-8XX1	10	10.16	15.24	17.78	
TPE1-01667-8XX1	12	12.70	17.78	20.32	
TPE1-01677-8XX1	14	15.24	20.32	22.86	
TPE1-01687-8XX1	16	17.78	22.86	25.40	
TPE1-01697-8XX1	18	20.32	25.40	27.94	
TPE1-016A7-8XX1	20	22.86	27.94	30.48	
TPE1-016B7-8XX1	22	25.40	30.48	33.02	
TPE1-016C7-8XX1	24	27.94	33.02	35.56	
TPE1-016D7-8XX1	26	30.48	35.56	38.10	
TPE1-016E7-8XX1	28	33.02	38.10	40.64	
TPE1-016F7-8XX1	30	35.56	40.64	43.18	
TPE1-016G7-8XX1	32	38.10	43.18	45.72	



With Cap  
Scale 2:1



Recommended P.C.B. Layout  
Layout Tolerance = ± 0.05 mm

DIMENSION IN mm [inch]	
Tolerance unless otherwise specified	
X. ± 0.38	X.* ± 10'
X.X ± 0.25	X.X* ± 5'
X.XX ± 0.13	X.XX* ± 2'
X.XXX ±	X.XXX* ±

CEN 欣訊科技股份有限公司  
CEN LINK CO., LTD.  
CUSTOMER DRAWING

Title 2.5mm Pitch Pin Header (Spring Pin Type)  
Dwg No. TPE1-016X7-8XX1  
File No. P01008

Approver:

Checker:

Drawer: Aaron

10/31/2005

Scale: 4 : 1  
Size: A 4  
Rev : B  
Sheet: 1 / 1