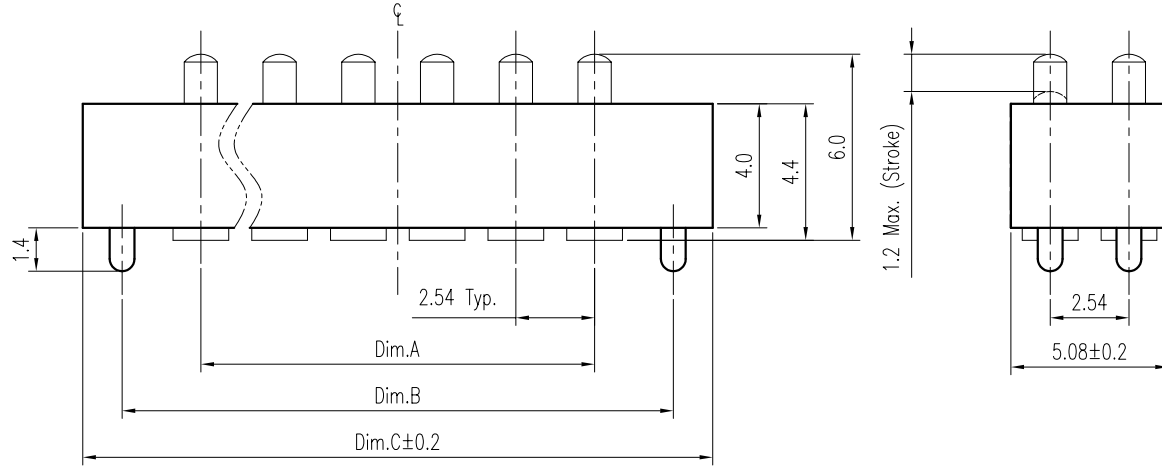


REV.	DESCRIPTION	ECN NO.	DATE	DRAWER
A	New Release		09/03/2003	Ben
B	Added Part No.	EC0508008	08/11/2005	Tom



Notes:

- Material :  
Housing : Thermoplastic UL 94V-0, Black  
Terminal : Copper Alloy
- Finish :  
Terminal : 20u" Gold on Contact Area, 10u" Gold on Solder Tails, Both over 100u" Ni Under-plated Overall
- Spring Pin Force : 0.35N ± 0.15N at 1.2mm
- Order Information :

X PE1-012 X 6-02 X 1

T : RoHS  
Blank : None RoHS

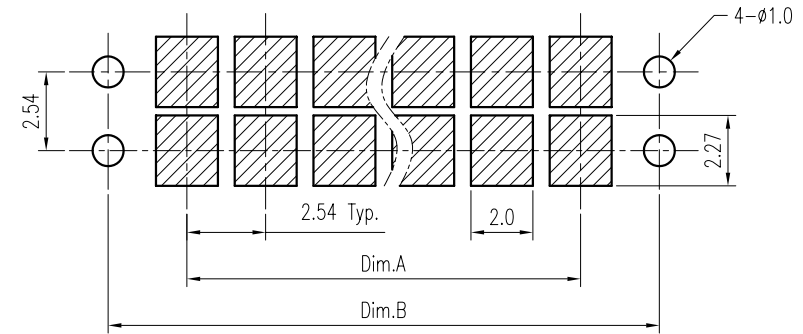
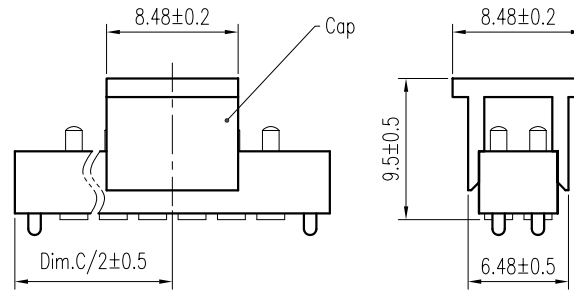
Amount of Pins  
4 : 8 Pins  
?  
9 : 18 Pins  
A : 20 Pins  
?  
G : 32 Pins

Packing

T : Tube, No Cap  
1 : Tube, And Cap  
R : Reel, And Cap

Dimension Information:

Part No.	Dim.	Dim.A	Dim.B	Dim.C
XPE1-01246-02X1	7.62	12.70	15.24	
XPE1-01256-02X1	10.16	15.24	17.78	
XPE1-01266-02X1	12.70	17.78	20.32	
XPE1-01276-02X1	15.24	20.32	22.86	
XPE1-01286-02X1	17.78	22.86	25.40	
XPE1-01296-02X1	20.32	25.40	27.94	
XPE1-012A6-02X1	22.86	27.94	30.48	
XPE1-012B6-02X1	25.40	30.48	33.02	
XPE1-012C6-02X1	27.94	33.02	35.56	
XPE1-012D6-02X1	30.48	35.56	38.10	
XPE1-012E6-02X1	33.02	38.10	40.64	
XPE1-012F6-02X1	35.56	40.64	43.18	
XPE1-012G6-02X1	38.10	43.18	45.72	



Recommended P.C.B. Layout  
Layout Tolerance = ± 0.05 mm

DIMENSION IN mm [inch]	
Tolerance unless otherwise specified	
X. ± 0.38	X.* ± 10'
X.X ± 0.20	X.X* ± 5'
X.XX ± 0.15	X.XX* ± 2'
X.XXX ±	X.XXX* ±

**CEN** 欣訊科技股份有限公司  
CEN LINK CO., LTD.  
CUSTOMER DRAWING

Title 2.54mm Pitch Pin Header Spring Pin Conn.  
Dwg No. OPE1-01206-0201  
File No.

Approver:

Checker:

Drawer: **Tom**

08/11/2005

Scale: 4 : 1  
Size: A 4  
Rev : B  
Sheet: 1 / 1