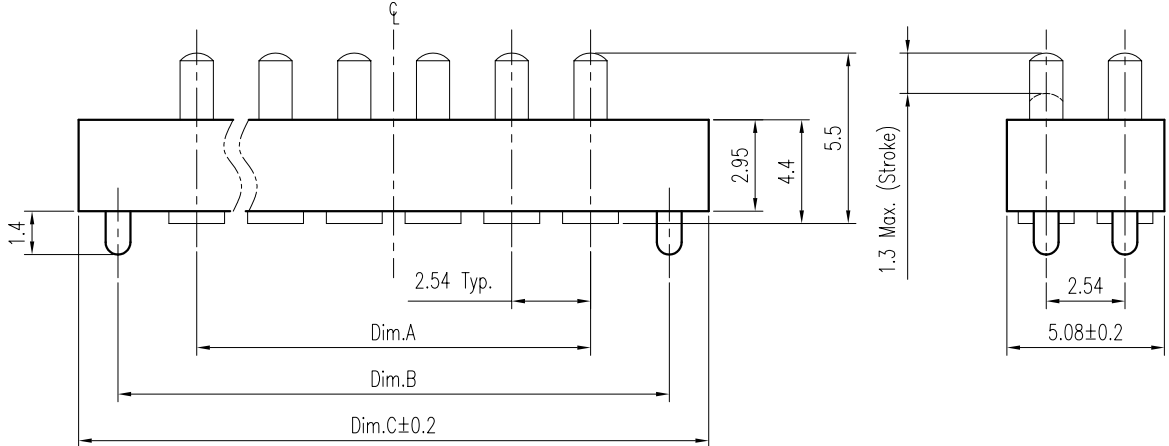


REV.	DESCRIPTION	ECN NO.	DATE	DRAWER
A	New Release		02/21/2006	Tom



- Notes:
- Material :
Housing : Thermoplastic UL 94V-0, Black
Terminal : Copper Alloy
 - Finish :
Terminal : 20u" Gold on Contact Area, 10u" Gold on Solder Tails, Both over 100u" Ni Under-plated Overall
 - Spring Pin Force : 0.6N ± 0.15N at 0.7mm
 - Order Information :

T PE1-012 X 5-02 X 1

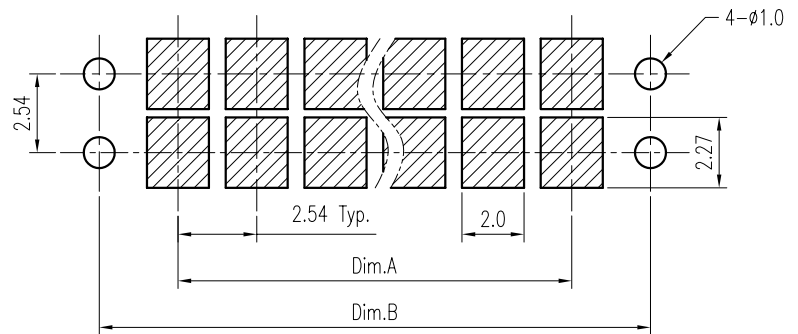
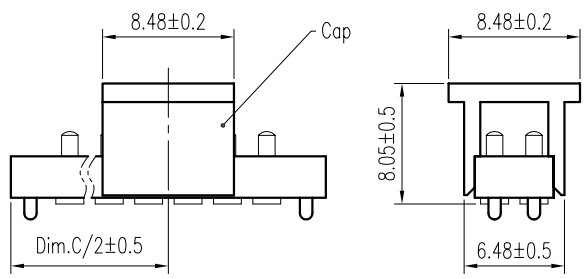
T : RoHS

Amount of Pins
4 : 8 Pins
?
9 : 18 Pins
A : 20 Pins
?
G : 32 Pins

Packing
T : Tube, No Cap
1 : Tube, And Cap
R : Reel, And Cap

Dimension Information:

Part No.	Dim.	Dim.A	Dim.B	Dim.C
TPE1-01245-02X1	7.62	12.70	15.24	
TPE1-01255-02X1	10.16	15.24	17.78	
TPE1-01265-02X1	12.70	17.78	20.32	
TPE1-01275-02X1	15.24	20.32	22.86	
TPE1-01285-02X1	17.78	22.86	25.40	
TPE1-01295-02X1	20.32	25.40	27.94	
TPE1-012A5-02X1	22.86	27.94	30.48	
TPE1-012B5-02X1	25.40	30.48	33.02	
TPE1-012C5-02X1	27.94	33.02	35.56	
TPE1-012D5-02X1	30.48	35.56	38.10	
TPE1-012E5-02X1	33.02	38.10	40.64	
TPE1-012F5-02X1	35.56	40.64	43.18	
TPE1-012G5-02X1	38.10	43.18	45.72	



Recommended P.C.B. Layout
Layout Tolerance = ± 0.05 mm

DIMENSION IN mm [inch] Tolerance unless otherwise specified		欣訊科技股份有限公司 CEN LINK CO., LTD. CUSTOMER DRAWING	Title 2.54mm Pitch Pin Header Spring Pin Conn.	
X.	X.* ± 10'		Dwg No. TPE1-012X5-02X1	
X.X ± 0.38	X.X* ± 5'	Approver: _____ Checker: _____ Drawer: Tom	File No. P01008	Size: A 4
X.XX ± 0.20	X.XX* ± 2'		Rev : A	
X.XXX ± 0.15	X.XXX* ±		02/21/2006	Sheet: 1 / 1