

REV.	DESCRIPTION	ECN NO.	DATE	DRAWER
A	New Release		05/08/2006	Kelly

Notes:

- Material :
Housing : Thermoplastic UL 94V-0, Black
Terminal : Copper Alloy
- Finish :
Terminal : 20u" Gold on Contact Area, 10u" Gold on Solder Tails, Both over 100u" Ni Under-plated Overall
- Spring Pin Force : 0.6N ± 0.15N at 0.7mm
- Order Information :

T PE1-012 X 3-02 X 1

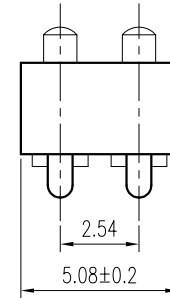
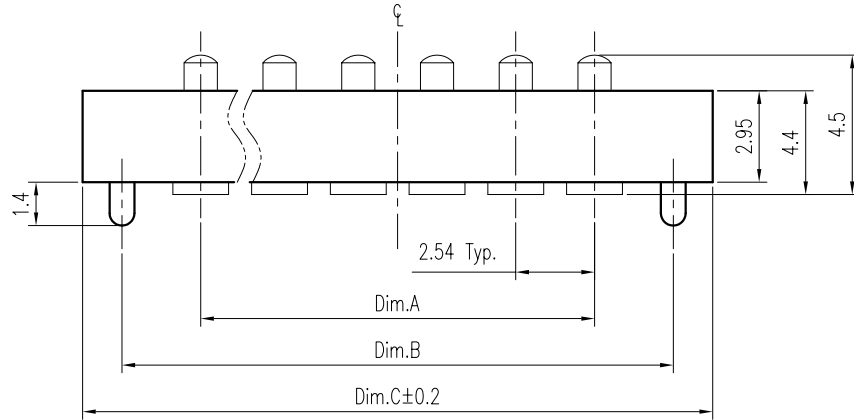
T : RoHS

Amount of Pins

- 2 : 4 Pins
?
9 : 18 Pins
A : 20 Pins
?
G : 32 Pins

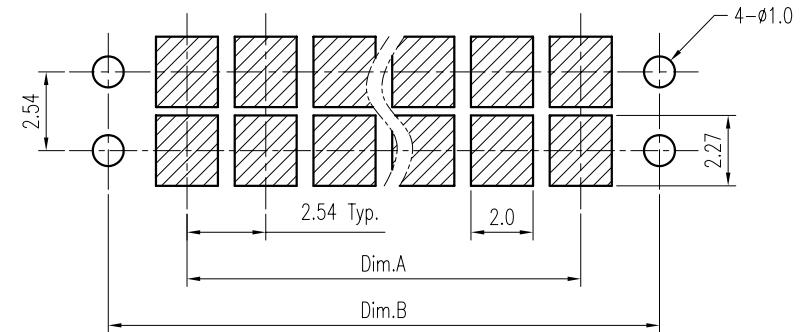
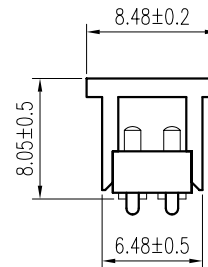
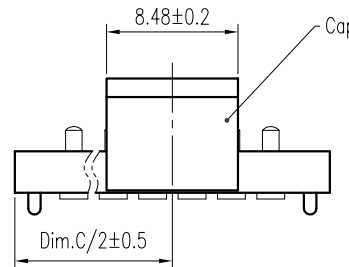
Packing

- T : Tube, No Cap
1 : Tube, And Cap
R : Reel, And Cap



Dimension Information:

Part No.	Dim.	Amount of Pins	Dim.A	Dim.B	Dim.C
TPE1-01223-02X1	04	04	2.54	7.62	10.16
TPE1-01233-02X1	06	06	5.08	10.16	12.70
TPE1-01243-02X1	08	08	7.62	12.70	15.24
TPE1-01253-02X1	10	10	10.16	15.24	17.78
TPE1-01263-02X1	12	12	12.70	17.78	20.32
TPE1-01273-02X1	14	14	15.24	20.32	22.86
TPE1-01283-02X1	16	16	17.78	22.86	25.40
TPE1-01293-02X1	18	18	20.32	25.40	27.94
TPE1-012A3-02X1	20	20	22.86	27.94	30.48
TPE1-012B3-02X1	22	22	25.40	30.48	33.02
TPE1-012C3-02X1	24	24	27.94	33.02	35.56
TPE1-012D3-02X1	26	26	30.48	35.56	38.10
TPE1-012E3-02X1	28	28	33.02	38.10	40.64
TPE1-012F3-02X1	30	30	35.56	40.64	43.18
TPE1-012G3-02X1	32	32	38.10	43.18	45.72



Recommended P.C.B. Layout
Layout Tolerance = ± 0.05 mm

DIMENSION IN mm [inch]		欣訊科技股份有限公司 CEN LINK CO., LTD. CUSTOMER DRAWING	Title 2.54mm Pitch Pin Header Spring Pin Conn.		
Tolerance unless otherwise specified			Dwg No. TPE1-012X3-02X1	Scale: 4 : 1	
X.X	± 0.38	X.X'	± 10'	File No. P01008	Size: A 4
X.XX	± 0.20	X.XX'	± 2'	Apprver:	Rev : A
X.XXX	± 0.15	X.XXX'	±	Checker:	Sheet: 1 / 1
			Drawer: Kelly	05/08/2006	